



DUO

DynamicMatch


Duo è la collezione che nasce dalla simmetria degli elementi nello spazio.
È un rimando all'idea di intero che nasce e può svilupparsi con l'abbinamento dinamico del cemento e dell'argilla.
Un insieme giocoso e di possibili combinazioni tra colori e formati.

Duo is the collection that comes from the symmetry of elements in space.
It is a reference to the idea of the whole that is born and can develop with the dynamic combination of cement and clay.
A playful set of possible combinations of colours and formats.

DUO
DynamicMatch



Floor / Duo Back Sand 120120
Gradone 120 Duo Back Sand
Wall / Duo Front Cement 1060



Duo Back Cotto 120120




Pixel Artic Luc



Floor / Duo Back Caramel 9090
Wall / Pixel Artic Luc
Wall-out / Duo Front Cement 2060

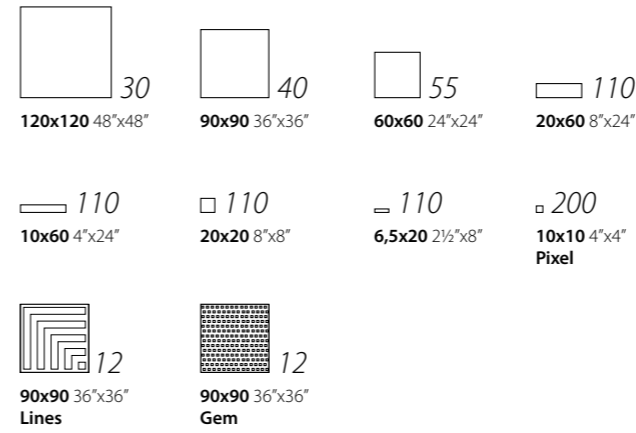
Porcelain Rectified	Gres porcellanato Rettificato	Feinsteinzeug Kalibriert	Grès cérame Rectifié	Керамогранит Ректифицированная
Nat	RET V2 5	R10 A+B BCRA DCOF PTV≥ 36 ***	9mm	EN 14411 APPENDICE G Bla GL
As	RET V2 5	R11 A+B+C BCRA DCOF PTV≥ 36 ***	9mm	EN 14411 APPENDICE G Bla GL
Luc Pixel	RET V3 3		9mm	EN 14411 APPENDICE G Bla GL

Colours Colori • Farben • Couleurs • Цветов



Number of patterns

Numero di grafiche • Grafische Nummer • Nombre d'images • Количество графических оформлений



Certifications

Certificazioni • Zertifizierungen • Certifications • Сертификаты



Anti-Slip Grading	Coefficient of friction	Dynamic coefficient of friction	Pendulum Test
R10 R11 ** DIN EN 16165:2021 ANNEX B (EX DIN 51130)	B.C.R.A. test ** D.M. 236 14/06/89 Dry > 0,4 Wet > 0,4 Natural Surface - Antislip	DCOF AcuTest* ** ANSI A326.3 WET ≥ 0,42 Natural Surface WET ≥ 0,55 Antislip Surface	Pendulum Friction *** Test - BS EN 16165:2021 ANNEX C

- * Determination of slip resistance of pedestrian surfaces; it does not coversports surfaces and road surfaces for vehicles (skid resistance).
Determinazione della resistenza allo scivolamento delle superfici pedonabili; non si applica alle pavimentazioni sportive ed alle pavimentazioni stradali veicolabili.
- ** Anti-slip performance is guaranteed at the time of delivery of the product.
Le prestazioni Anti-slip vengono garantite al momento della consegna del prodotto.
- *** Pendulum Friction Test - AS 4586 / UNE 41901 EX on demand / su richiesta.

Sizes Formati • Formate • Format • Форматы

	120x120 48"x48"		90x90 36"x36"		60x60 24"x24"		20x60 8"x24"		
Surface	NAT	AS	NAT	NAT	AS	NAT			
Back Desert	Duo Back Desert 120120 CSADUBD212	Duo Back Desert 120120 As CSADBDA212	Duo Back Desert 9090 CSADUBDE90	Duo Back Desert 6060 CSADUBDE60	Duo Back Desert 6060 As CSADBDA560	Duo Back Desert 2060 CSADUBD260			
Back Sand	Duo Back Sand 120120 CSADUBS212	Duo Back Sand 120120 As CSADBSA212	Duo Back Sand 9090 CSADUBSA90	Duo Back Sand 6060 CSADUBSA60	Duo Back Sand 6060 As CSADBSA560	Duo Back Sand 2060 CSADUBS260			
Back Caramel	Duo Back Caramel 120120 CSADUBA212	Duo Back Caramel 120120 As CSADBCA212	Duo Back Caramel 9090 CSADUBCA90	Duo Back Caramel 6060 CSADUBCA60	Duo Back Caramel 6060 As CSADBCA560	Duo Back Caramel 2060 CSADUBA260			
Back Cotto	Duo Back Cotto 120120 CSADUBC212	Duo Back Cotto 120120 As CSADBTA212	Duo Back Cotto 9090 CSADUBCO90	Duo Back Cotto 6060 CSADUBCO60	Duo Back Cotto 6060 As CSADBTAS60	Duo Back Cotto 2060 CSADUBC260			
Front Cement							Duo Front Cement 2060 CSADUFC260		
Front Taupe							Duo Front Taupe 2060 CSADUFT260		
Pz / Box	2		2		4		9		
Mq / Box	2,88		1,62		1,44		1,08		
Kg / Box	56,7		31,9		28,4		21,3		
Kg / Mq	19,7		19,7		19,7		19,7		
Boxes / Pallet	18		28		32		48		
Mq / Pallet	51,84		45,36		46,08		51,84		
Kg / Pallet	1021		893		909		1022		

	10x60 4"x24"			20x20 8"x8"			6,5x20 2 1/2"x8"		
Surface	NAT			NAT			NAT		
Duo Back Desert 1060 CSADUBD160	Duo Back Desert 2020 CSADUBDE20			Duo Back Desert 6,5x20 CSADUBD620					
Duo Back Sand 1060 CSADUBS160	Duo Back Sand 2020 CSADUBSA20			Duo Back Sand 6,5x20 CSADUBS620					
Duo Back Caramel 1060 CSADUBA160	Duo Back Caramel 2020 CSADUBCA20			Duo Back Caramel 6,5x20 CSADUBA620					
Duo Back Cotto 1060 CSADUBC160	Duo Back Cotto 2020 CSADUBCO20			Duo Back Cotto 6,5x20 CSADUBC620					
Duo Front Cement 1060 CSADUFC160	Duo Front Cement 2020 CSADUFCM20			Duo Front Cement 6,5x20 CSADUFC620					
Duo Front Taupe 1060 CSADUFT160	Duo Front Taupe 2020 CSADUFTA20			Duo Front Taupe 6,5x20 CSADUFT620					
Pz / Box	18			25			66		
Mq / Box	1,06			1			0,86		
Kg / Box	20,9			19,7			17		
Kg / Mq	19,7			19,7			19,7		
Boxes / Pallet	48			45			48		
Mq / Pallet	50,88			45			41,28		
Kg / Pallet	1.003			887			816		

Decors&Accessories

	Mosaico 30x30 12"x12"		Wall 30x30 12"x12"		Lines 90x90 36"x36"		Gem 90x90 36"x36"	
Surface	NAT		NAT		NAT		NAT	
Mosaico Duo Back Desert CSAMDBDE30	Wall Duo Back Desert CSAWDBDE30						Duo Gem 01 CSADUGE190	
Mosaico Duo Back Sand CSAMDBSA30	Wall Duo Back Sand CSAWDBSA30						Duo Gem 02 CSADUGE290	
Mosaico Duo Back Caramel CSAMDBCA30	Wall Duo Back Caramel CSAWDBCA30				Duo Lines 01 CSADUL190		Duo Gem 02 CSADUGE290	
Mosaico Duo Back Cotto CSAMDBCO30	Wall Duo Back Cotto CSAWDBCO30				Duo Lines 02 CSADUL290		Duo Gem Mix 01 CSADUGX190	
Mosaico Duo Front Cement CSAMDFCE30	Wall Duo Front Cement CSAWDFCE30						Duo Gem Mix 02 CSADUGX290	
Mosaico Duo Front Taupe CSAMDFTA30	Wall Duo Front Taupe CSAWDFTA30							
Pz / Box	6		6		2		2	
Mq / Box	0,54		0,54		1,62		1,62	
Kg / Box	10,5		10,5		31,9		31,9	
Kg / Mq	19,4		19,4		19,7		19,7	
Boxes / Pallet	60		60		28		28	
Mq / Pallet	32,4		32,4		45,36		45,36	
Kg / Pallet	630		630		893		893	


Decors&Accessories




Pixel White Luc
CSAPXWHL10



Pixel Artic Luc
CSAPXARL10




Pixel Black Luc
CSAPXBKL10




Pixel Blue Luc
CSAPXBLL10




Pixel Ocean Luc
CSAPXOCL10



Pixel Breeze Luc
CSAPXBRL10




Pixel Aloe Luc
CSAPXALL10



Pixel Sienna Luc
CSAPXSIL10



30x30 12"x12"
Mosaico Duo*



30x30 12"x12"
Wall Duo*

Colors available for both mosaics:



* On net
Montato su rete
Auf Netz
Sur trame
Собрана на сетке


Decors&Accessories

9mm

Pixel 10x10 4"x4"	
Surface	LUC
Pz / Box	42
Mq / Box	0,42
Kg / Box	8,3
Kg / Mq	19,7
Boxes / Pallet	100
Mq / Pallet	42
Kg / Pallet	830



90x90 36"x36"
Duo Lines 01
CSADULI190




90x90 36"x36"
Duo Gem 01
CSADUGE190



90x90 36"x36"
Duo Gem Mix 01
CSADUGX190



90x90 36"x36"
Duo Lines 02
CSADULI290



90x90 36"x36"
Duo Gem 02
CSADUGE290



90x90 36"x36"
Duo Gem Mix 02
CSADUGX290

Special Trims • Pezzi Speciali • Formteile • Pièces spéciales • Специальные Изделия

9mm

Battiscopa 90 7,3x90 27/8"x36"	Battiscopa 60 7,3x60 27/8"x24"	Gradone 120 33x120 13"x48"	Ang. Gradone 120 Sx 33x120 13"x48"	Ang. Gradone 120 Dx 33x120 13"x48"
NAT	NAT	NAT	NAT	NAT
Batt 90 Duo Back Desert CSABADB90	Batt 60 Duo Back Desert CSABADB60	Gradone 120 Duo Back Desert CSAGRDB12	Ang. Gradone 120 Sx Duo Back Desert CSAGSDB12	Ang. Gradone 120 Dx Duo Back Desert CSAGDDB12
Batt 90 Duo Back Sand CSABADBS90	Batt 60 Duo Back Sand CSABADBS60	Gradone 120 Duo Back Sand CSAGRDBS12	Ang. Gradone 120 Sx Duo Back Sand CSAGSDBS12	Ang. Gradone 120 Dx Duo Back Sand CSAGDDBS12
Batt 90 Duo Back Caramel CSABADBC90	Batt 60 Duo Back Caramel CSABADBC60	Gradone 120 Duo Back Caramel CSAGRDBC12	Ang. Gradone 120 Sx Duo Back Caramel CSAGSDBC12	Ang. Gradone 120 Dx Duo Back Caramel CSAGDDBC12
Batt 90 Duo Back Cotto CSABADBO90	Batt 60 Duo Back Cotto CSABADBO60	Gradone 120 Duo Back Cotto CSAGRDBO12	Ang. Gradone 120 Sx Duo Back Cotto CSAGSDBO12	Ang. Gradone 120 Dx Duo Back Cotto CSAGDDBO12
8	14	2	1	1